

## STARLINK BUSINESS




Bring Real-Time Enterprise Closer

Starlink Business has more than double the antenna capacity of Starlink, delivering faster internet speeds and higher throughput to remote and rural locations across the globe. Enabled by a constellation of thousands of low Earth Orbit (LEO) satellites, Starlink enables video calls, streaming and other high data rate applications on land and at sea.

## STARLINK

### LAND COVERAGE

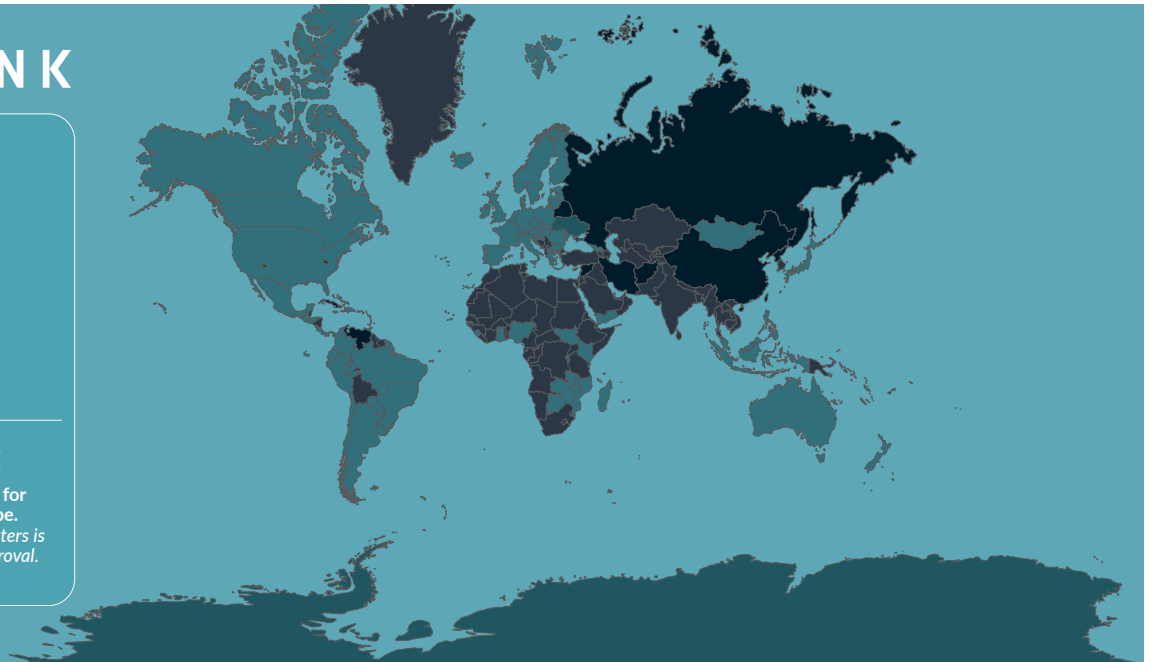
#### Availability

-  AVAILABLE
-  WAITLIST
-  COMING SOON

SUBJECT TO REGULATORY APPROVALS

### MARITIME COVERAGE

Starlink Maritime is available for use in waters around the globe. Coverage in local Territorial Waters is contingent on government approval.



\* Starlink service is provided on a best effort basis; stated speeds and uninterrupted use of services are not guaranteed.

## Starlink Flat High Performance (Flat HP) Specifications

### Antenna

- Dimensions: 57.5 x 51.1 cm (22.6" x 20.1")
- Antenna: Electronic Phased Array
- Field of View: 140°
- Dish weight: 5.9 kg/13 lbs without Cable  
8.1 kg / 17.9 lbs with 25 m / 82 ft Cable
- Environmental Rating: IP56
- Operating Temperature: -30°C to +50°C  
(-22°F to +122°F)
- Wind Speed: Survivable:  
280 kph+ (174 mph+)
- Power Consumption: Average: 110-150 W
- WiFi Router purchased separately

### Power Supply

- Input: 100-240V - 6.3A 50 - 60 Hz
- Environmental Rating: IP66

### Wedge Mount

- Dimensions: 28.8 x 14.5 x 5.0 cm  
(11.3" x 5.7" x 2.0")



# Starlink Enterprise V4 Specifications

## Antenna


- Dimensions: 59.4 x 38.3 x 3.97 cm (23.4" x 15.07" x 1.5")
- Antenna: Electronic Phased Array
- Field of View: 110°
- Orientation: Software Assisted Manual Orienting
- Package Weight: 12.2 kg (27 lbs)
- Environmental Rating: IP67 Type 4
- Operating Temperature: -30°C to 50°C (-22°F to 122°F)
- Wind Speed: Operational: 96 kph+ (60 mph+)
- Snow Melt Capability: Up to 40 mm / hour (1.5 in / hour)
- Power Consumption: Average: 75 - 100 W
- WiFi Router purchased separately

# SIGMA

WiFi router not included. For enterprise setups, Speedcast recommends the SIGMA network management solution for enhanced network performance and security. Contact Speedcast Sales Team for more information

## Power Supply Unit

- Environmental Rating: IP66
- Operating Temperature: -30°C to 50°C (-22 to 122°F)
- Weight: 1.5kg (3lbs)
- Grounding: Dedicated Earth Terminal
- Power Specifications: 100-240V - 6.3A 50 - 60 Hz
- Mounting: Included Wall Mount



## Low Latency Connectivity Enabled by Speedcast Compass Customer Portal

Speedcast's Compass Customer Portal delivers a complete online dashboard for network monitoring and management. Compass allows customers to monitor the operational performance of their remote site networks from a single platform, with Starlink services integrated into the portal for full transparency and management of all WAN links from one place.

## A Managed Service Approach to Getting the Most from Starlink

*Keeping customers fully connected & fully supported*



### Responsive Support

24/7 phone, email & client portal support for high availability operations, without the wait



### Diversity, Redundancy & Back-up Service

Access to our complete network toolkit so you're never tied to a single, closed network



### In-field Experts

Global technicians on the ground for optimal remote site set-up and troubleshooting



### Licensing & Regulatory Expertise

Complete management of complex regulatory and licensing requirements



### Access to Added Levels of Security

Next-gen firewalls, endpoint security, secured remote access, anti-virus, threat management and intrusion protection



### Commercial, Logistical & Contractual Options

Flexible invoicing and payment options, plus industry leading SLAs



**Are you ready for high-speed LEO connectivity?**  
**Contact us at [info@speedcast.com](mailto:info@speedcast.com)**